

TABLE OF CONTENTS

Stuffing Tips

Starters

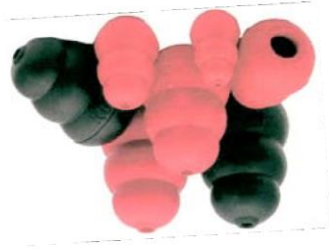
Barking Bruschetta
Growwwwwlin' Goobers
Puttin' on the Ritz

Entrees

Chien Cacciatore
Foxy Frankfurters
How..how..how..howwwlin' hamburgers
Poochy Pasta
Puppy Paella
Tasty Tartare
Woofer's Wellington

Desserts

Bow Wow Bouchee
Spotted Brown Betty



©Raising Canine 2008

BarkingBruschetta



Canned dog food Italian bread, cubed
cup dry dog food Tomatoes, chopped
Peanut Butter Mozzarella, cubed (or any white cheese)

Mix first two ingredients together.

Mix tomatoes and bread together. Put a piece of cheese at the small end of the Kong; then 1/4" layer of peanut butter; then 1/4" layer of dog food mixture; then a layer of tomato mixture. Continue layering until Kong is full.

Freeze and serve.

Growwwwwlin'GOOBERS



One can dog food Peanut butter
cup dry dog food 10 peanuts, halved
hot dog Cream Cheese
string cheese

Cut hot dog and string cheese into quarters lengthwise, then chop


into 1/8" pieces.

Mix first four ingredients together. Put one peanut at small end of Kong; then 1/4" layer of peanut butter, a 1/4" layer of dog food mixture, and a 1/4" layer of cream cheese. Between each layer, sprinkle some

peanuts. Continue layering.

Freeze and serve.

The Kong Stuffer's Cookbook



by Raising Canine



ChienCacciatore

One can dog food Chicken Stock
 cup dry dog food Black Olives
 Cream Cheese Shredded Chicken (rabbit can be
 Peanut Butter substituted)

Mix first three ingredients together. Add just enough chicken stock
 to make it tasty, but still hold together. Put one piece of chicken at
 small end of Kong; then 1/4" layer of peanut butter, a 1/4" layer of dog
 food mixture, and a 1/4" layer of cream cheese. Between each layer,
 spread chicken and olives. Continue layering while interspersing chicken
 & olives throughout the Kong.
 Freeze and serve.



FoxyFrankfurters

Canned dog food Italian bread, cubed
 cup dry dog food Tomatoes, chopped
 Peanut Butter Hot dogs, cubed

Mix first two ingredients together.
 Mix tomatoes and bread together. Put a piece of hot dog at the small
 end of the Kong; then 1/4" layer of peanut butter; then 1/4" layer of
 dog food mixture; then a layer of tomato mixture. Continue layering until
 Kong is full.
 Freeze and serve.



How...how...howlin'Hamburgers

Canned dog food Cooked potatoes, cubed
 cup dry dog food Tomatoes, chopped
 Peanut Butter Hamburger, sauteed

Mix first two ingredients together.
 Sauté potatoes in butter until cooked. Add tomatoes and continue
 cooking until soft.
 Put a piece of hamburger at the small end of the Kong; then 1/4" layer
 of peanut butter; then 1/4" layer of dog food mixture; then a layer of
 potato mixture. Continue layering until Kong is full.
 Freeze and serve.

PUTTIN' ON THE RITZ

One can dog food
 1 cup dry dog food
 Peanut butter
 Cream Cheese

3 Ritz Mini Peanut Butter
 Crackers
 3-1/2" pieces pre-cooked
 cocktail sausages cut into quarters
 Caviar (optional)



Mix canned dog food & dry food together.
 Put one Ritz cracker at small end of Kong; then a thin layer of
 peanut butter, a thin layer of dog food mixture, and a thin layer of cream
 cheese. Between each layer, spread 1/2 teaspoon caviar. Continue
 layering while interspersing crackers and sausage throughout the Kong.
 Freeze and serve.

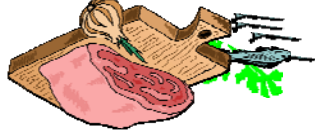


PUPPYPAELLA

One can dog food Peanut butter
 cup dry dog food 3 pre-cooked Shrimp
 hot dog 3-1/2" pieces pre-cooked sausage
 string cheese cut into quarters
 Cream Cheese 2 Canned smoked oysters

Cut hot dog and string cheese into quarters lengthwise, then chop
 into 1/8" pieces.

Mix first four ingredients together. Put one oyster at small end of
 Kong; then 1/4" layer of peanut butter, a 1/4" layer of dog food mixture,
 and a 1/4" layer of cream cheese. Continue layering while interspersing
 shrimp, sausage and oysters throughout the Kong.
 Freeze and serve.



TastyTartare

Canned dog food Parsley
 cup dry dog food Raw beef, ground or cubed
 raw egg Anchovies (optional—can substitute tuna)
 Peanut Butter

Mix first three ingredients together.
 beef mixture at the small end of the Kong; then 1/4" layer of peanut
 butter; then 1/4" layer of dog food mixture. Continue layering until Kong
 is full.
 Freeze and serve.



WoofersWellington

1
 Canned dog food Bread, cubed
 cup dry dog food Mushrooms, chopped
 Peanut Butter Beef, cubed

Mix first two ingredients together.
 Sauté mushrooms in butter. Mix bread and mushrooms together.
 Put a chunk of beef at the small end of the Kong; then 1/4" layer of
 peanut butter; then a 1/4" layer of mushroom mixture; then 1/4" layer
 of dog food mixture. Continue layering until Kong is full.
 Freeze and serve.



POOCHY PASTA

One can dog food	3 tortellini
1 cup dry dog food	2 small Milk Bones
Peanut butter	3 pitted black olives
Cream Cheese	Grated parmesan cheese

1

Mix first two ingredients together. Put one tortellini at small end of
 Kong; then 1/4" layer of peanut butter, a 1/4" layer of dog food mixture,
 and a 1/4" layer of cream cheese. After each layer, sprinkle parmesan
 cheese. Continue layering while interspersing tortellini, Milk Bones and
 olives throughout the Kong.

Freeze and serve.



SpottedBrownBetty

Canned dog food Breadcrumb s (can substitute graham

cup dry dog food cracker crumbs)

Peanut Butter Bananas, chopped

Cinnamon

Mix first two ingredients together.

Mix breadcrumbs, bananas and cinnamon together. Put a small

spoonful of banana mixture at the small end of the Kong; then 1/4" layer of peanut butter; then 1/4" layer of dog food mixture. Continue layering

until Kong is full.

Freeze and serve.

Bow Wow Bouchée

Peanut Butter
1 cup dry dog food
Cream Cheese
1 banana

Heavy cream
Brown sugar
Bread



Mix first three ingredients together.

Mix together cream and brown sugar. Tear bread into small pieces. Soak bread in the cream mixture until soggy. Cut banana lengthwise into quarters, then into pea-size pieces. 1

Put a piece of bread at the small end of the Kong; then a layer of dog food; then 1/4" layer of peanut butter mixture. Continue layering, sprinkling some banana pieces and adding some soggy bread pieces between layers.

Freeze and serve.